
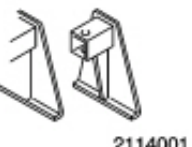




气缸盖LH

专用工具 / 通用设备


	303-050 (T70P-6000) 发动机吊架
 2114001	303-290-01 303-290A适配器
 30329003A	303-290-03A 303-290A适配器
 E63421	303-290B 发动机支承杆
塑料刮刀	
机油泄放设备	

拆卸

注意： 图示为左侧驱动 (LHD)，右侧驱动 (RHD) 与之类似。


1. 参阅：[顶升和提升 - 概述](#) (100-02 顶升和提升，说明和操作)。
2. 参阅：Fuel System Pressure Release (310-00 Fuel System - General Information - 5.0L 32V Ti-VCT/5.0L Ti-VCT V8 (308kW/418PS)) 。
3. 参阅：Cooling System Draining and Vacuum Filling (303-03 Engine Cooling - 5.0L 32V Ti-VCT/5.0L Ti-VCT V8 (308kW/418PS)) 。
- 4.

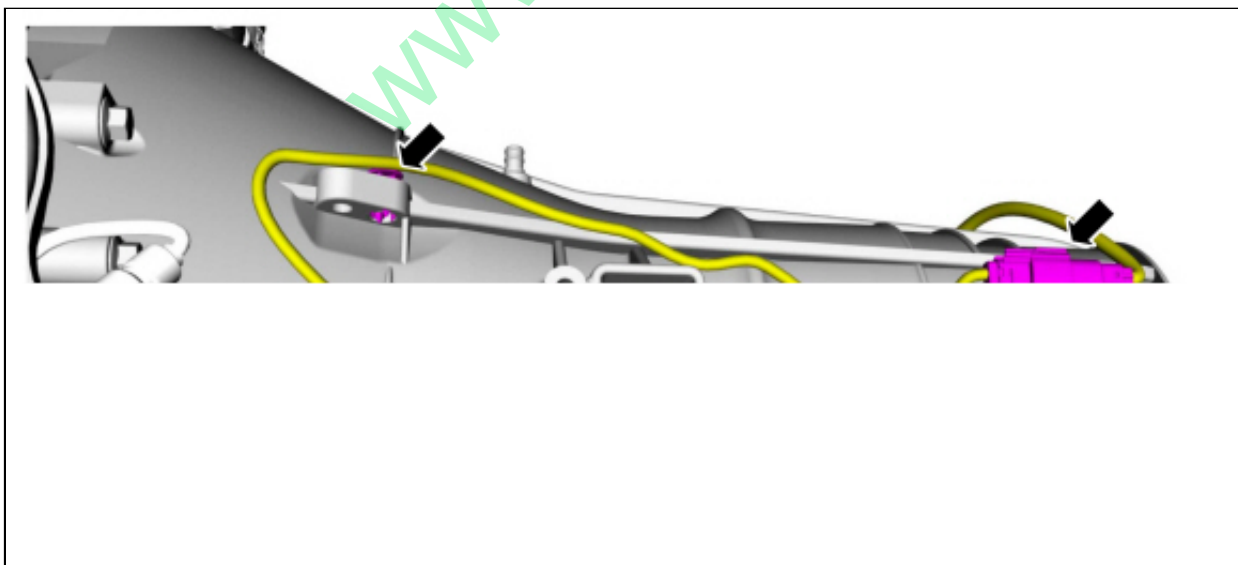



 [Click here to learn about symbol color coding and icons used in this manual](#)

5.

www.car60.com

 [Worksh Manual Graphi Traini](#)




 [Click here to learn about symbol color coding and icons used in this manual](#)


6. 拆卸以下项目：

1. 参阅：Intake Manifold (303-01 Engine - 5.0L 32V Ti-VCT/5.0L Ti-VCT V8 (308kW/418PS)) .
2. 参阅：Camshaft LH (303-01 Engine - 5.0L 32V Ti-VCT/5.0L Ti-VCT V8 (308kW/418PS)) .
3. 参阅：Catalytic Converter LH (309-00 Exhaust System - 5.0L 32V Ti-VCT/5.0L Ti-VCT V8 (308kW/418PS)) .


1. LHD.
扭矩：63 Nm
2. RHD.
扭矩：63 Nm




 Workshop
Manual
Graphic
Training

 Click
here
to
learn
about
symbol
color
coding
and
icons
used
in
this
manual


8. 拆下专用工具：303-290-03A 303-290A适配器. , 303-290-01 303-290A适配器. , 303-290B 发动机支承杆. , 303-050 (T70P-6000) 发动机吊架.

 Workshop
Manual
Graphic
Training



[Click here to learn about symbol color coding and icons used in this manual](#)


9.





[Worksh Manual Graphi Traini](#)

[Click here to learn about symbol color coding and icons used in this manual](#)

10.





 [Worksh
Manual
Graphi
Traini](#)

 [Click
here
to
learn
about
symbol
color
coding
and
icons
used
in
this
manual](#)


11.

www.car60.com


 [Worksh
Manual
Graphi
Traini](#)

 Click here to learn about symbol color coding and icons used in this manual


12.


 Worksh
Manual
Graphi
Traini

www.car60.com

 Click here to learn about symbol color coding and icons used in this manual

13. 通用设备：塑料刮刀

 Worksh
Manual
Graphi
Traini


 Click here to learn about symbol color coding and icons used in this manual

安装

1.

www.car60.com

 Worksh
Manual
Graphi
Traini


 Click here to learn about symbol color coding and icons used in this manual

2. 确保安装新的螺栓。

扭矩:


- 级1: 25 Nm
- 级2: 75 Nm
- 级3: 松开: 180°
- 级4: 25 Nm
- 级5: 35 Nm
- 级6: 90°
- 级7: 90°


 Worksh
Manual
Graphi
Traini


 Click
here
to
learn
about
symbol
color
coding
and
icons
used
in
this
manual

www.car60.com


3.


 Worksh
Manual
Graphi
Traini




 [Click here to learn about symbol color coding and icons used in this manual](#)

4. 扭矩：12 Nm




 [Worksh Manual Graphi Traini](#)

 [Click here to learn about symbol color coding and icons used in this manual](#)


5. 安装专用工具：303-050 (T70P-6000) 发动机吊架. , 303-290-03A 303-290A适配器. , 303-290-01 303-290A适配器. , 303-290B 发动机支承杆.

 Worksh
Manual
Graphi
Traini


 Click
here
to
learn
about
symbol
color
coding
and
icons
used
in
this
manual

1. LHD.
2. RHD.

www.car60.com

 Worksh
Manual
Graphi
Traini





 [Click here to learn about symbol color coding and icons used in this manual](#)


7. 安装以下项目：

1. 参阅：Catalytic Converter LH (309-00 Exhaust System - 5.0L 32V Ti-VCT/5.0L Ti-VCT V8 (308kW/418PS)) .
2. 参阅：Camshaft LH (303-01 Engine - 5.0L 32V Ti-VCT/5.0L Ti-VCT V8 (308kW/418PS)) .
3. 参阅：Intake Manifold (303-01 Engine - 5.0L 32V Ti-VCT/5.0L Ti-VCT V8 (308kW/418PS)) .


8.

 [Worksh Manual Graphi Traini](#)




 [Click here to learn about symbol color coding and icons used in this manual](#)


9.


 [Worksh Manual Graphi Traini](#)



 [Click here to learn about symbol color coding and icons used in this manual](#)


- 通用设备：机油泄放设备
- 扭矩：26 Nm


 [Worksh Manual Graphi Traini](#)

 [Click here to learn about symbol color coding and icons used in this manual](#)

11.


www.car60.com


 [Worksh Manual Graphi Traini](#)

 [Click here to learn about symbol color coding and icons used in this manual](#)


12. 扭矩:

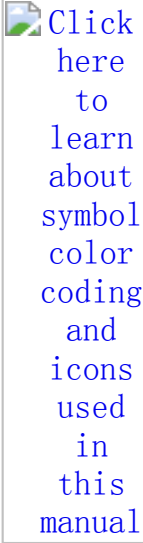
级1: 5 Nm
级2: 180°

 Workshop
Manual
Graphics
Training

 Click
here
to
learn
about
symbol
color
coding
and
icons
used
in
this
manual

13. 参阅: Specifications (303-01 Engine - 5.0L 32V Ti-VCT/5.0L Ti-VCT V8 (308kW/418PS)) .

 Workshop
Manual
Graphics
Training

Click here to learn about symbol color coding and icons used in this manual

14. 参阅: Cooling System Draining and Vacuum Filling (303-03 Engine Cooling - 5.0L 32V Ti-VCT/5.0L Ti-VCT V8 (308kW/418PS)) .